

### Jeremy Accardo

RP R

**Age**

# at position vs Age (20-40)

**2006 Game Log**

Pitches vs Date (Apr-Oct) with K, BB, GB markers. Includes 'AAA' and 'SF to TOR' annotations.

**Sim ERA**

Probability vs ERA (2.00-5.00)

**Career Fortunes**

Strand rate vs Hit rate (25%-35%)

**+/- Wins**

'04 '05 '06 (2) (3)

**Encounters**

Runs per PA vs Team (NYA, PIT)

**Pitches**

Pitches vs Age (20-40)

**Career Trends**

GOG3 (ERA, WHIP, Wins) vs GOG4 (ERA, WHIP, W, K)

Accardo started strong but turned timid in TOR. Facing NYA seven times didn't help. Even then, his overall 5.35 ERA was too cruel. A 4.00 ERA hides.

### Jeremy Affeldt

RP L

**Age**

# at position vs Age (20-40)

**2006 Game Log**

Pitches vs Date (Apr-Oct) with K, BB, GB markers. Includes 'KC to COL' annotation.

**Sim ERA**

Probability vs ERA (2.00-5.00)

**Career Fortunes**

Strand rate vs Hit rate (25%-35%)

**+/- Wins**

'04 '05 '06 (3) (2) (4)

**Encounters**

Runs per PA vs Team (NYA, PIT)

**Pitches**

Pitches vs Age (20-40)

**Career Trends**

GOG3 (ERA, WHIP, Wins) vs GOG4 (ERA, WHIP, W, K)

For a week in August, Affeldt pulled everything together. And then the office called and it was back to rubber-stamping walks. GOG shows a dying talent.

### Tony Armas Jr.

SP R

**Age**

# at position vs Age (20-40)

**2006 Game Log**

Pitches vs Date (Apr-Oct) with K, BB, GB markers. Includes 'DL (forearm)' annotation.

**Sim ERA**

Probability vs ERA (2.00-5.00)

**Career Fortunes**

Strand rate vs Hit rate (25%-35%)

**+/- Wins**

'04 '05 '06 (3) (4) (7)

**Encounters**

Runs per PA vs Team (NYA, PIT)

**Pitches**

Pitches vs Age (20-40)

**Career Trends**

GOG3 (ERA, WHIP, Wins) vs GOG4 (ERA, WHIP, W, K)

Armas gave a game effort, throwing his most pitches since 2001, but the body just isn't there. His 5.03 ERA was spot-on. He needs a six-month shower.

### Bronson Arroyo

SP R

**Age**

# at position vs Age (20-40)

**2006 Game Log**

Pitches vs Date (Apr-Oct) with K, BB, GB markers.

**Sim ERA**

Probability vs ERA (2.00-5.00)

**Career Fortunes**

Strand rate vs Hit rate (25%-35%)

**+/- Wins**

'04 '05 '06 (12) (13) (17)

**Encounters**

Runs per PA vs Team (NYA, PIT)

**Pitches**

Pitches vs Age (20-40)

**Career Trends**

GOG3 (ERA, WHIP, Wins) vs GOG4 (ERA, WHIP, W, K)

Nothing revitalizes a pitcher like joining the NL Central. Arroyo in '06 feasted on four of the eight worst offenses in MLB. Now he has to digest his gains.

### Pedro Astacio

SP R

# at position vs Age

2006 Game Log

Sim ERA

Career Fortunes

+/- Wins

Encounters

Pitches

Career Trends

*DL (forearm)*

Astacio in the three last years has thrown as much as in his peak year, and with far poorer results. An xS% under 70 is hard to earn, and harder to shake.

### Cha Seung Baek

SP R

# at position vs Age

2006 Game Log

Sim ERA

Career Fortunes

+/- Wins

Encounters

Pitches

Career Trends

*Pitching in Triple-A*

Sim ERA shows that, with so few innings, virtually anything could have happened. So don't read too much into Baek's skills, which are fine but untested.

### Danys Baez

RP R

# at position vs Age

2006 Game Log

Sim ERA

Career Fortunes

+/- Wins

Encounters

Pitches

Career Trends

*LAN to ATL*  
*Appendectomy*

Baez's GOG4 is taxing on the runway of his GOG3, which is a fancy way of saying that his power has dimmed. His instruments failed completely in ATL.

### Scott Baker

SP R

# at position vs Age

2006 Game Log

Sim ERA

Career Fortunes

+/- Wins

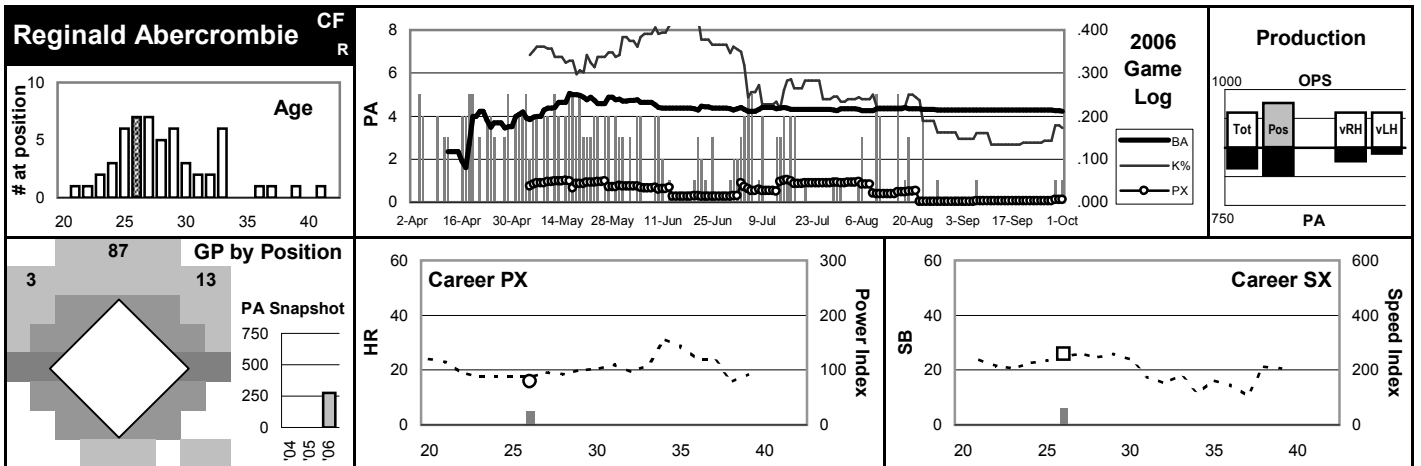
Encounters

Pitches

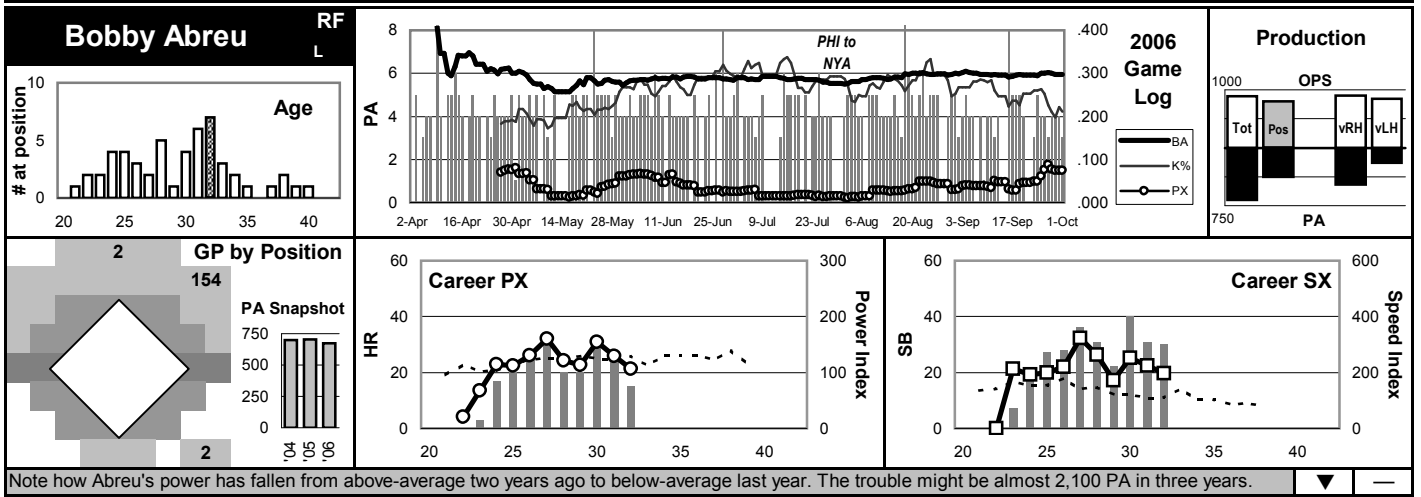
Career Trends

*Pitching in Triple-A*  
*AAA*

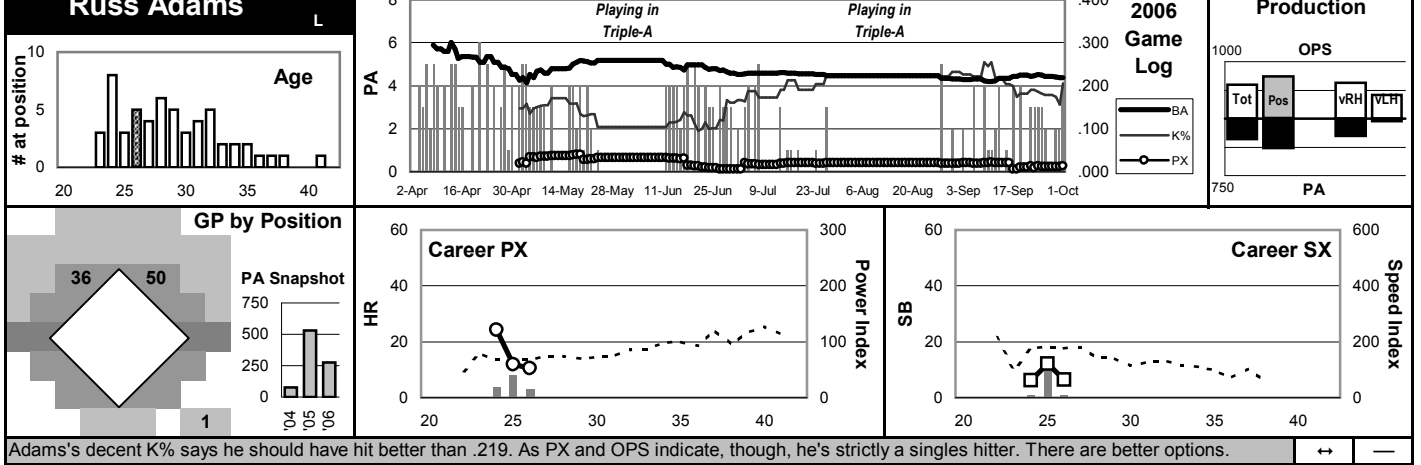
Baker's fortunes made a beeline, and it was Baker who got stung. And yet, GOG says that he actually took a (small) step up. He's too young to discard.



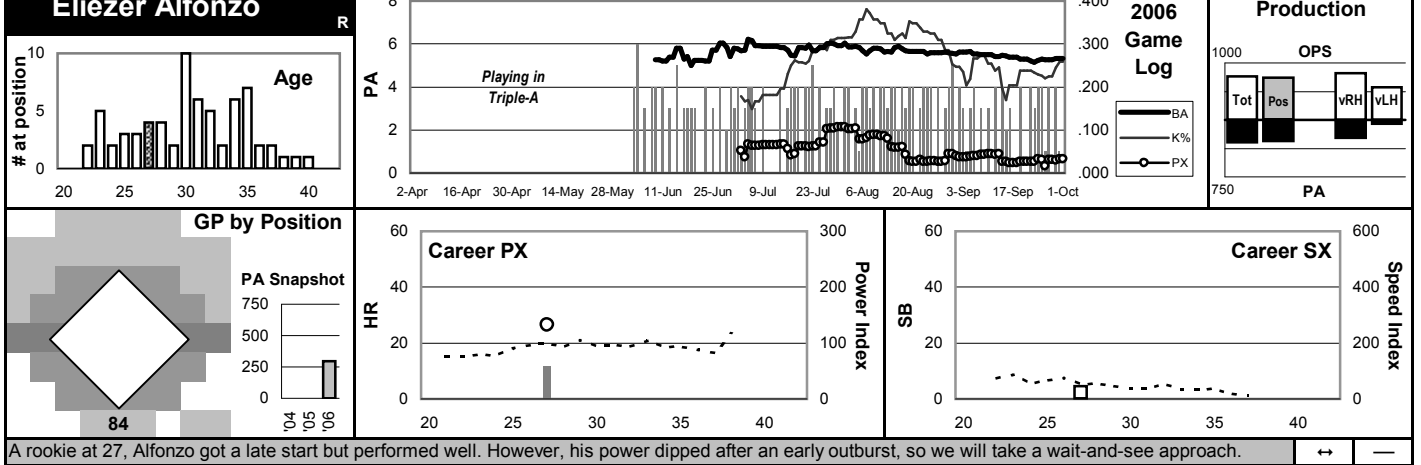
Never recovered from a slow start. A decrease in playing time was the result, and by the end of the year, he was beyond the end of the Marlins bench. ↔ —



Note how Abreu's power has fallen from above-average two years ago to below-average last year. The trouble might be almost 2,100 PA in three years. ▼ —



Adams's decent K% says he should have hit better than .219. As PX and OPS indicate, though, he's strictly a singles hitter. There are better options. ↔ —



A rookie at 27, Alfonzo got a late start but performed well. However, his power dipped after an early outburst, so we will take a wait-and-see approach. ↔ —

### Sandy Alomar Jr. CA R

#### Age

#### 2006 Game Log

#### Production

#### GP by Position

#### Career PX

#### Career SX

He can't have much left in the tank, can he? The back-up role does seem to suit him, though. 2007 will mark the 10th anniversary of his last good year. ↔ —

### Moises Alou RF R

#### Age

#### 2006 Game Log

#### Production

#### GP by Position

#### Career PX

#### Career SX

When he was healthy, Alou provided great production. At some point, he'll take his seat as a strong right-handed side to a platoon. Maybe this season. ▼ —

### Alfredo Amezaga CF L R

#### Age

#### 2006 Game Log

#### Production

#### GP by Position

#### Career PX

#### Career SX

The utility player's utility player. Amezaga's upside is a decent batting average, a solid OBP, and a green light on the bases. Not a bad combination. ▲ —

### Brian Anderson CF R

#### Age

#### 2006 Game Log

#### Production

#### GP by Position

#### Career PX

#### Career SX

Anderson sent out invites to his coming-out party, but the hits sent their regrets. The only positive we can take is he did start making better contact. ↔ —